

SEDGLEY PLAZA

2815 RIDGE AVENUE
PHILADELPHIA, PA



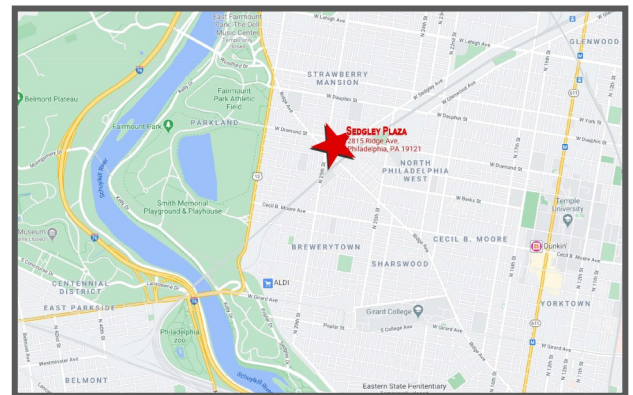
RETAIL SPACE AVAILABLE APPROXIMATELY 1,434 SF END CAP - FOR LEASE

LOCATION

2815 Ridge Pike
Philadelphia, PA

PROPERTY HIGHLIGHTS

- **Approximately 1,434 Square Feet End CAP Available**
- Join Dollar General, Galaxy Furniture and Day Care Center in this Established Community Shopping Center
- Situated at the Intersection of Ridge Avenue and Sedgley Avenue in Densely Populated North Philadelphia
- 10,500 VPD
- Ample Parking & Outstanding Visibility at Signalized Shopping Center
- Ideal Location for Beauty Supply, Wireless Store, Pharmacy, Appliances, Footwear, Pizzeria, Chinese Restaurant, Nail Salon & Apparel



DEMOGRAPHICS

Population	1 Mile	3 Mile	5 Mile
2019 Total Population:	58,954	485,665	1,140,945
2024 Population:	60,894	505,695	1,169,749
Pop Growth 2019-2024:	3.29%	4.12%	2.52%

Households

2019 Total Households:	22,416	202,665	454,325
HH Growth 2019-2024:	3.10%	4.32%	2.57%
Median Household Inc:	\$25,344	\$37,619	\$40,372

PLEASE CONTACT:

Gregory R. Bianchi
Vice President
T. 215-701-3840
gbianchi@eusrealty.com

EUSREALTY
ASSOCIATES, INC.
A Full Service Real Estate Company

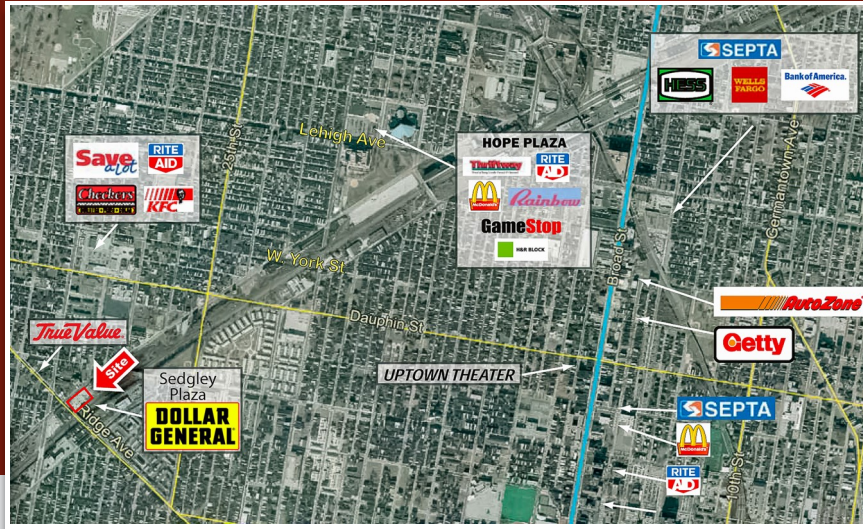
120-124 E. Lancaster Avenue - Suite 101 - Ardmore - PA - 19003

T.215-557-9900 F.215-701-3839

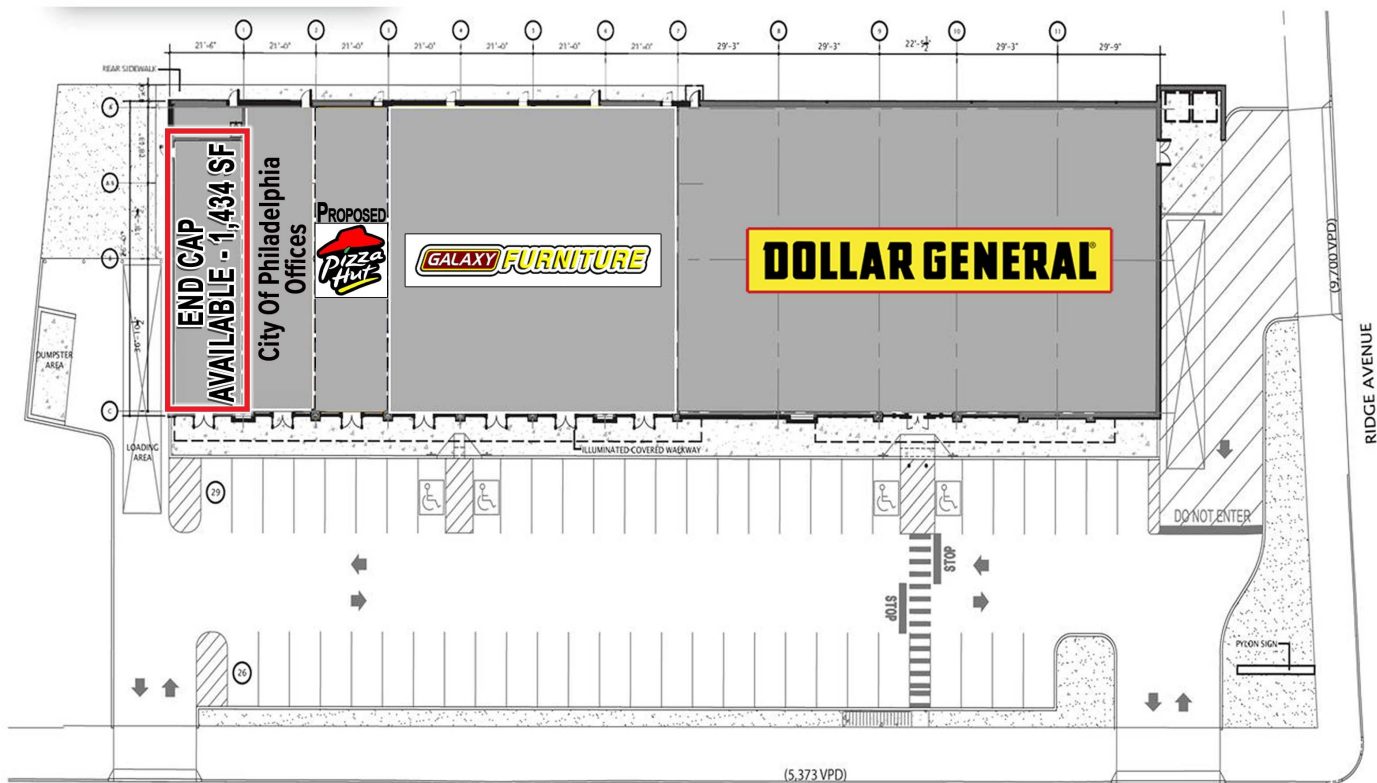
www.eusrealty.com

SEDGLEY PLAZA

2815 RIDGE AVENUE
PHILADELPHIA, PA



SITE PLAN



PLEASE CONTACT:

Gregory R. Bianchi

Vice President

T. 215-701-3840

gbianchi@eusrealty.com

EUSREALTY
ASSOCIATES, INC.
A Full Service Real Estate Company

120-124 E. Lancaster Avenue - Suite 101 - Ardmore - PA - 19003

T. 215-557-9900 F. 215-701-3839

www.eusrealty.com

The foregoing information was furnished by sources deemed reliable, but no warranty or representation as to its accuracy.
Subject to errors, omission, changes of price, prior sale or withdrawal from market without notice.